

tru
corp

true training
true anatomy
true to life

visit www.dixieems.com for full product range

Trucorp originated from the Department of Anaesthesia at Queens University Belfast. Established in 2003 by two anaesthetists who identified the requirement for realistic training manikins, Trucorp have grown through a process of continuous innovation and improvement.

Designed by professionals for professionals

The Trucorp 'AirSim' Airway is the most realistic and durable airway on the medical simulation market. Constructed using CT DICOM data from an adult male, the airway is visually accurate and anatomically correct.

The airway has been accredited mechanical testing for over 20,000 intubation cycles without fail, emphasizing the products durability.

All adult and child models feature an inflatable tongue with real-life size and texture, to introduce air and create tongue edema.

All Trucorp manikins are delivered ready to use in a black carrier case, ideal for professionals on the move.



Quality Standards



AIRSIM CHILD BRONCHI

The AirSim Child Bronchi, based on a 6 year old, features the AirSim Paediatric Airway, nasal passage and internal anatomical detail down to the 4th generation bronchi facilitating full airway management and bronchoscopy techniques.

This model is ideal for a range of training including;

- Direct and video laryngoscopy
- Endo and naso tracheal tube insertion
- Supraglottic device insertion
- Bag mask ventilation.
- Fibre optic bronchoscopy techniques
- Lung isolation techniques
- Lung suctioning
- Diagnostic bronchoscopy



AIRSIM BABY

The AirSim Baby is an anatomically correct representation of a 6 month old baby.

This model can be used to educate and improve competency among paediatric clinical specialists in a range of airway management skills.

This model is ideal for a range of training including;

- Direct and video laryngoscopy
- Endo and naso tracheal tube insertion
- Supraglottic device insertion
- Bag mask ventilation.



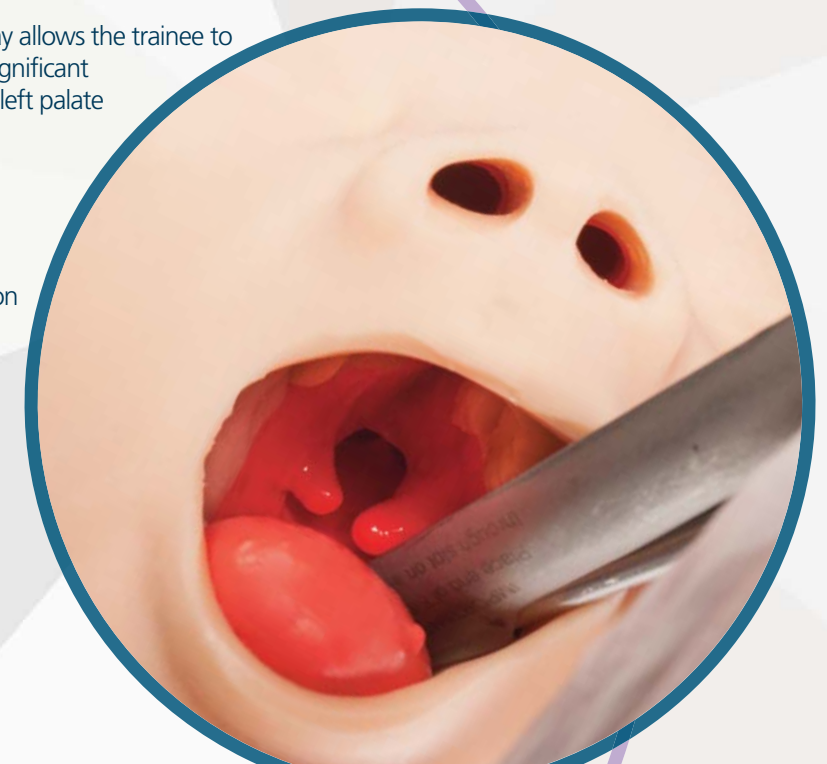
AIRSIM PIERRE ROBIN

The AirSim Pierre Robin has been developed in collaboration with the Children's Hospital Los Angeles to highlight difficult airway management techniques on a 6 month old baby with Pierre Robin Sequence.

The models anatomically correct airway allows the trainee to identify congenital defects including significant mandibular hypoplasia, glossoptosis, cleft palate and bifid uvula.

This model is ideal for a range of training including;

- Direct and video laryngoscopy
- Endo and naso tracheal tube insertion
- Supraglottic device insertion
- Bag mask ventilation.



The **TruMan Trauma** provides a cost effective and time efficient solution for trauma education. The 'real feel' high quality silicone material used is both durable and realistic providing a life like training experience.



CPR:

- Realistic rib structure for easy identification of the xiphoid process, sternum and sternal notch



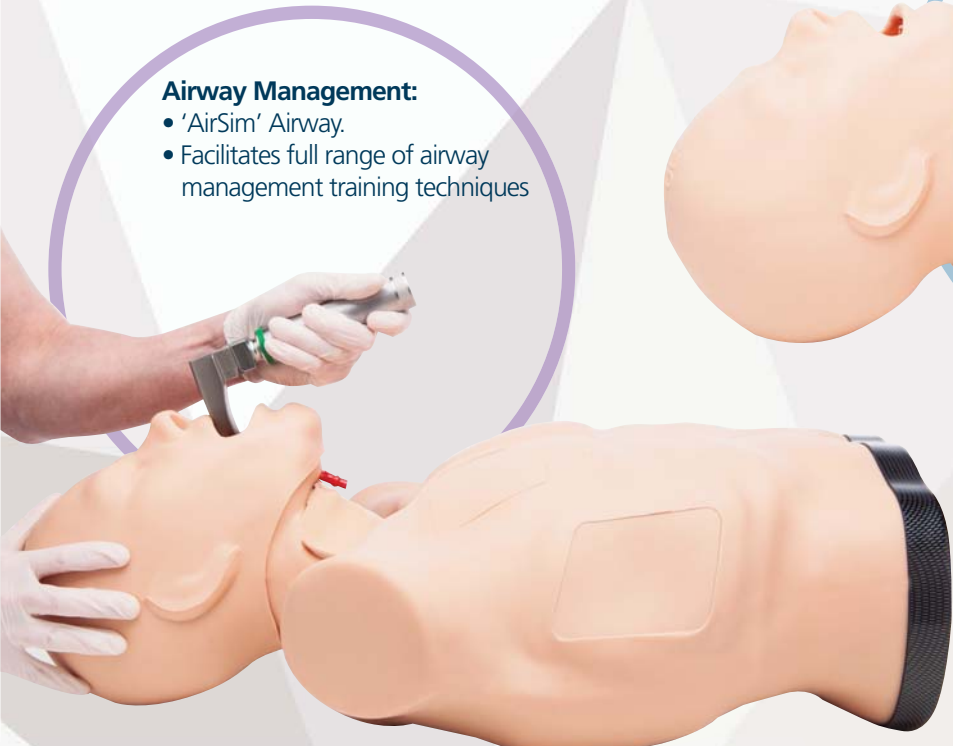
Airway Management:

- 'AirSim' Airway.
- Facilitates full range of airway management training techniques



Cricothyroidotomy and Tracheostomy:

- Anatomically accurate simulated cricoid, laryngeal cartilages and palpable tracheal rings.



Needle Decompression:

- Introduce air to create tension pneumothorax
- Palpable torso
- Audible hiss upon correct insertion



Chest Drain:

- Bilateral haemothorax (incisions through the fifth, sixth and seventh intercostal spaces)



AIRSIM BRONCHI

The AirSim Bronchi features internal anatomically correct detail down to the fourth generation bronchi, combined with the AirSim Airway and nasal passage.

The model provides exceptional detail in both internal and external features; the carina, the bronchus and bronchioles can be clearly identified through the use of a fibre optic laryngoscope.

This model is ideal for a range of training including;

- Direct and video laryngoscopy
- Endo and naso tracheal tube insertion
- Fibre optic examination
- Supraglottic device insertion
- Diagnostic bronchoscopy
- Lung isolation and suctioning techniques
- Bronchial blocker insertion and specialised stents

AIRSIM STANDARD

The AirSim Standard, our original product, features the AirSim Airway and is used to educate and improve competency among clinical specialists in a range of basic airway management skills.

This model is ideal for a range of training including;

- Direct and video laryngoscopy
- Endo tracheal tube insertion
- Supraglottic device insertion

AIRSIM MULTI

The AirSim Multi features the AirSim Airway and nasal passage providing a realistic manikin to educate and improve competency among clinical specialists in a range of airway management skills.

This model is ideal for a range of training including;

- Direct and video laryngoscopy
- Endo and naso tracheal tube insertion
- Fibre optic examination
- Supraglottic device insertion.

AIRSIM ADVANCE

The AirSim Advance features the AirSim Airway, nasal passage and 'real feel' skin providing a realistic manikin to educate and improve competency among clinical specialists in a range of airway management skills.

This model is ideal for a range of training including;

- Direct and video laryngoscopy
- Endo and naso tracheal tube insertion
- Supraglottic device insertion
- Bag mask ventilation



AIRSIM ADVANCE COMBO BRONCHI

The AirSim Advance Combo Bronchi is the 'All in one' trainer for your airway management training needs, the model provides a complete solution without the need to purchase separate task trainers.

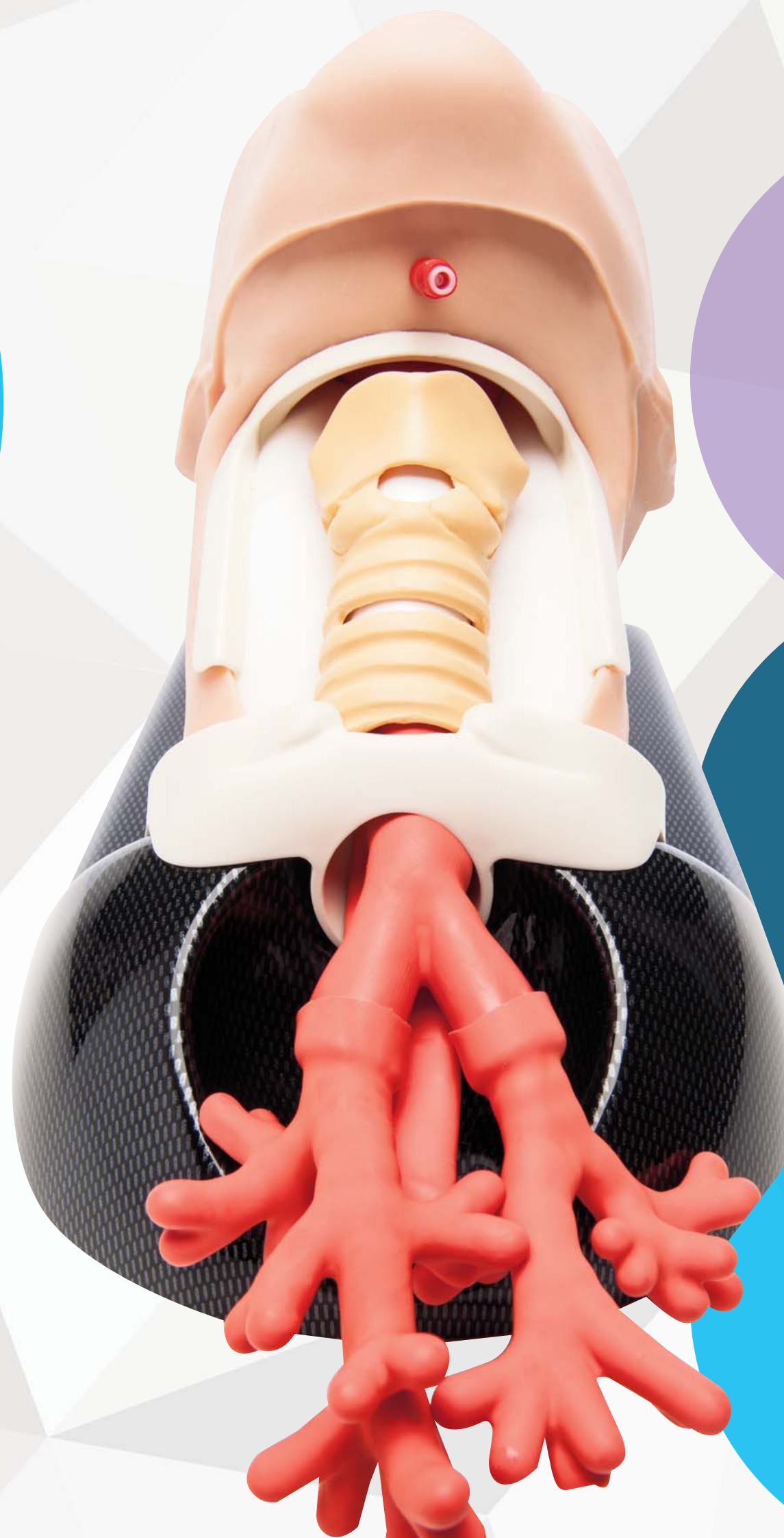
The model features the AirSim Airway, nasal passage, an anatomically accurate simulated cricoid, laryngeal cartilages and palpable tracheal rings with the addition of a bronchi which gives anatomical details down to the fourth generation.

This model is ideal for a range of training including;

- Needle and surgical Cricothyroidotomy
- Percutaneous tracheostomy
- Fibre optic bronchoscopy techniques
- Lung isolation techniques
- Lung suctioning
- Diagnostic bronchoscopy
- Direct and video laryngoscopy
- Endo and naso tracheal tube insertion
- Supraglottic device insertion
- Bag mask ventilation

Features;

- Realistic head articulation which allows intubation in both neutral and sniffing position
- 'Real feel' high quality silicone skin
- Wrap around neck skin which can facilitate twenty plus incisions
- Larynx membrane insert which provides a life-like resistance for the cricothyroid membrane and tracheal rings



AIRSIM ADVANCE COMBO

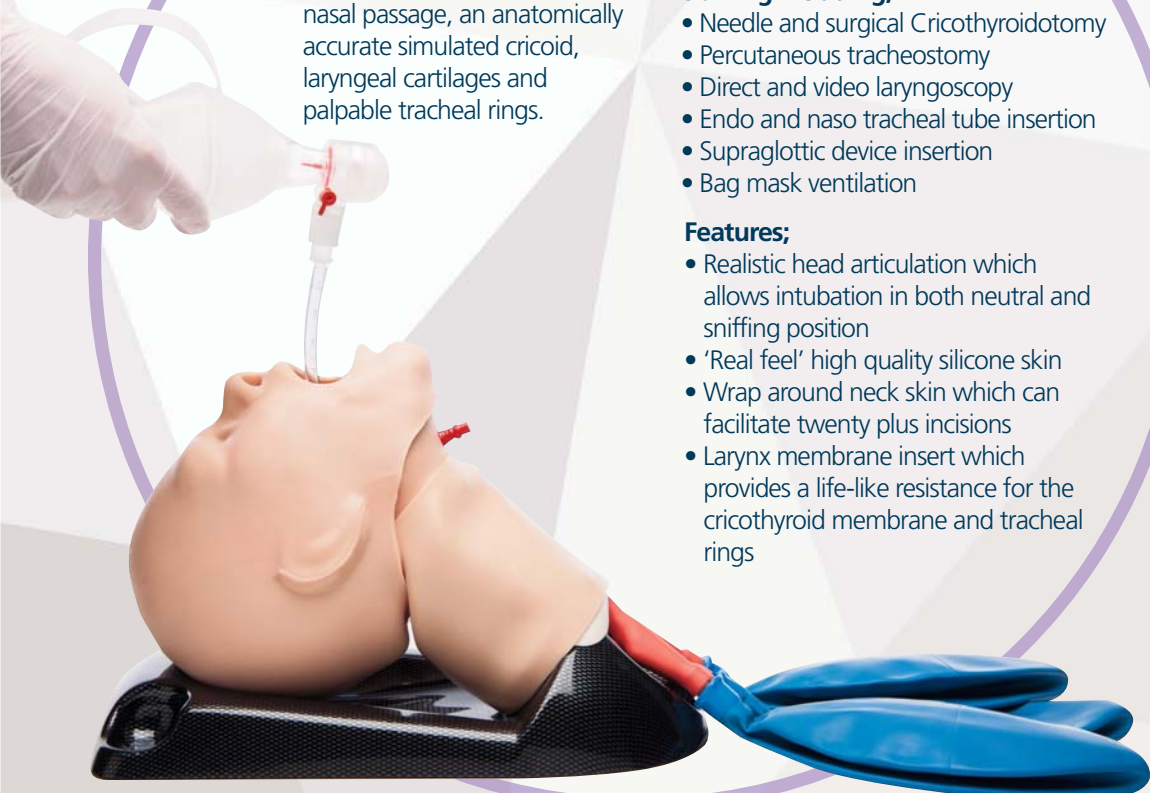
The AirSim Advance Combo features the AirSim Airway, nasal passage, an anatomically accurate simulated cricoid, laryngeal cartilages and palpable tracheal rings.

This model is ideal for a range of training including;

- Needle and surgical Cricothyroidotomy
- Percutaneous tracheostomy
- Direct and video laryngoscopy
- Endo and naso tracheal tube insertion
- Supraglottic device insertion
- Bag mask ventilation

Features;

- Realistic head articulation which allows intubation in both neutral and sniffing position
- 'Real feel' high quality silicone skin
- Wrap around neck skin which can facilitate twenty plus incisions
- Larynx membrane insert which provides a life-like resistance for the cricothyroid membrane and tracheal rings





tru
corp

ER ever ready
first aid

Distributed by
EverReady First Aid Co.
10101 Foster Avenue
Brooklyn, NY 11236
USA

T: (718) 257-6400
F: (718) 257-6401

E: customerservice@erfirstaid.com

www.dixieems.com